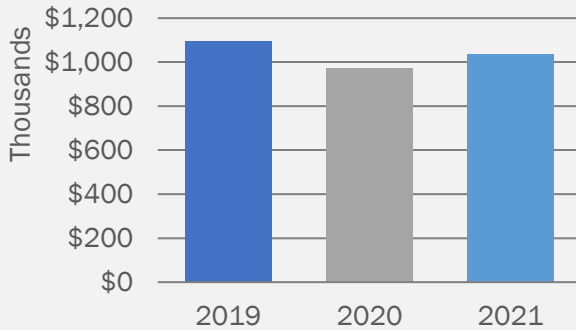


Chickasha By the Numbers

August 2021



Sales Tax Receipts – August



August Receipts (vs. July 2021)

\$1,034,166.12

(↓ 1.8%)

↑ 6.5% vs. Aug. 2020

33rd in Oklahoma

(↓ 2)

Data from the [Oklahoma Tax Commission](#) and the [City of Chickasha](#). Updated Aug. 10. Numbers reflect actual receipts from June 16-31 and estimated receipts from July 1-15.

Building Permits Issued – July

3 Commercial

1 New - 2 Remodel

6 Residential

1 New - 5 Remodel

Data from [MyGov.US](#) as provided by the City of Chickasha. Updated Aug. 2.

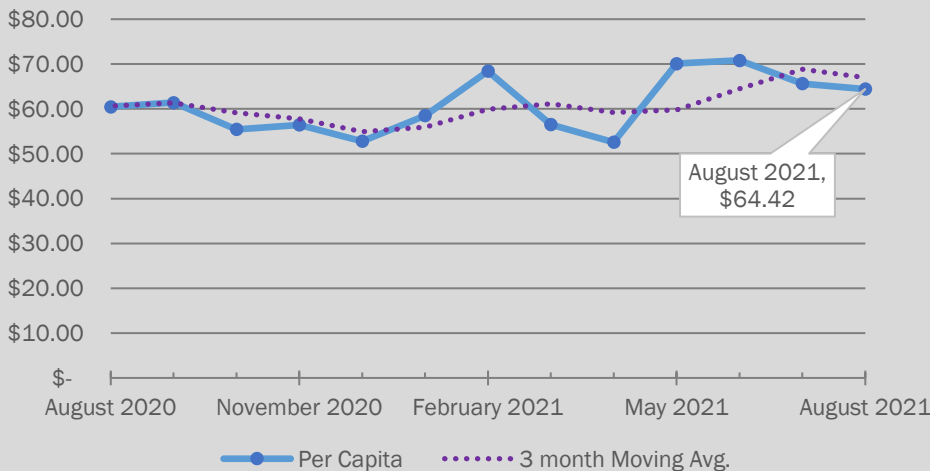
Unemployment – June

3.3% (↑ 0.3% vs. May)¹

State: 3.7% (↓ 0.2)² - National: 5.9% (↑ 0.1)²

Data from OESC (1) (2). Local rate is preliminary and subject to revision. Updated July 16 (2) and 28 (1).

Sales Tax Per Capita – Past 12 Months

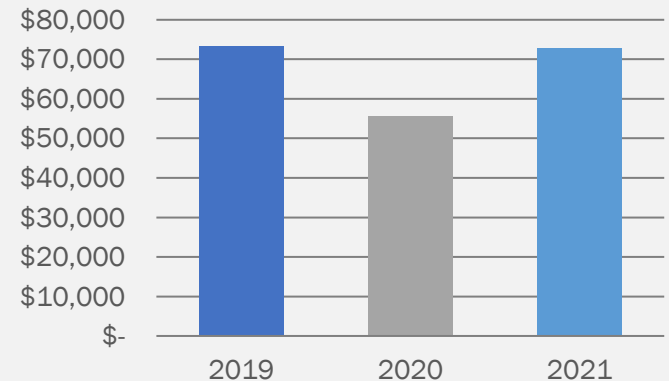


Sales tax data from the [City of Chickasha](#). Based on current population data by ESRI. Updated Aug. 10.

Hotel/Motel Tax – June

\$72,826.96

↑ 27.1% vs. May 2021 - ↓ 0.5% vs. June 2019



Data provided by the City of Chickasha.