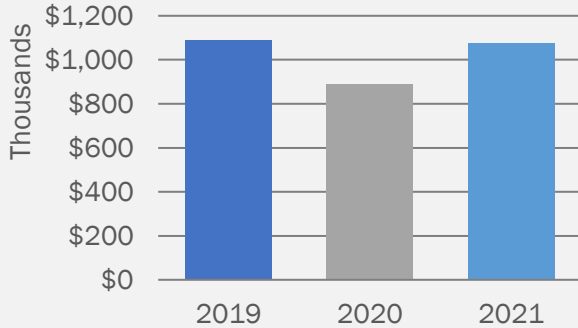


# Chickasha By the Numbers

October 2021



## Sales Tax Receipts – October



## October Receipts (vs. Sept. 2021)

**\$1,076,780.85**

(↑ 0.7%)

↑ 21.0% vs. Oct. 2020

**29<sup>th</sup>** in Oklahoma  
(↑ 2)

Data from the [Oklahoma Tax Commission](#) and the [City of Chickasha](#). Updated Oct. 8.  
Numbers represent actual receipts from Aug. 16-30 and estimated receipts from Sept. 1-15.

## Building Permits Issued – Sept.

**4** Commercial      **10** Residential  
1 New - 3 Remodel      4 New - 6 Remodel

Data from [MyGov.US](#) as provided by the City of Chickasha. Updated Oct. 1.

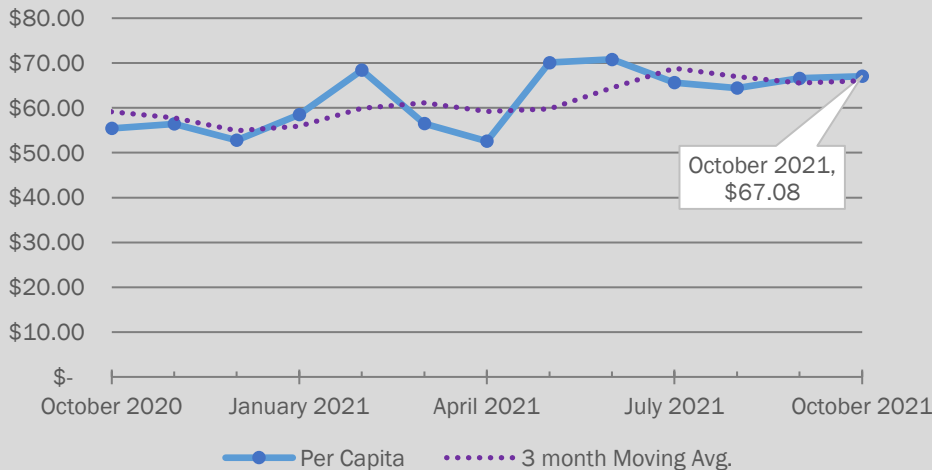
## Unemployment – August

**2.5%** (↓ 0.2% vs. July)<sup>1</sup>

State: 3.2% (↓ 0.3%)<sup>2</sup> - National: 5.2%<sup>2</sup>

Data from OESC (1) (2). Rates are preliminary and subject to revision. Updated Sept. 17 (2) and Sept. 29 (1).

## Sales Tax Per Capita, July '20 – June '21

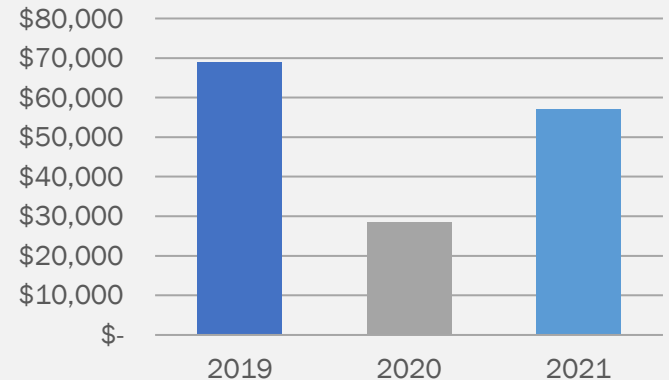


Sales tax data from the [City of Chickasha](#). Based on current population data by ESRI.  
Updated Oct. 8.

## Hotel/Motel Tax – August

**\$57,023.20**

↑ 0.9% vs. July 2021 - ↓ 17.3% vs. Aug. 2019



Data provided by the City of Chickasha.