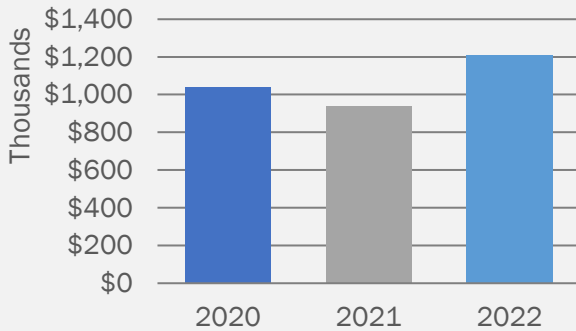


Chickasha By the Numbers

January 2022



Sales Tax Receipts – January



January Receipts (vs. Dec. 2021)

\$1,210,062.86

(↑ 13.4%)

↑ 28.8% vs. Jan. 2021

27th in Oklahoma
(↑ 4)

Data from the [Oklahoma Tax Commission](#) and the [City of Chickasha](#). Updated Jan. 7. Numbers represent actual receipts from Nov. 16-30 and estimated receipts from Dec. 1-15.

Building Permits Issued – December

3 Commercial **13** Residential

0 New - 3 Remodel

3 New - 10 Remodel

Data from [MyGov.US](#) as provided by the City of Chickasha. Updated Jan. 1.

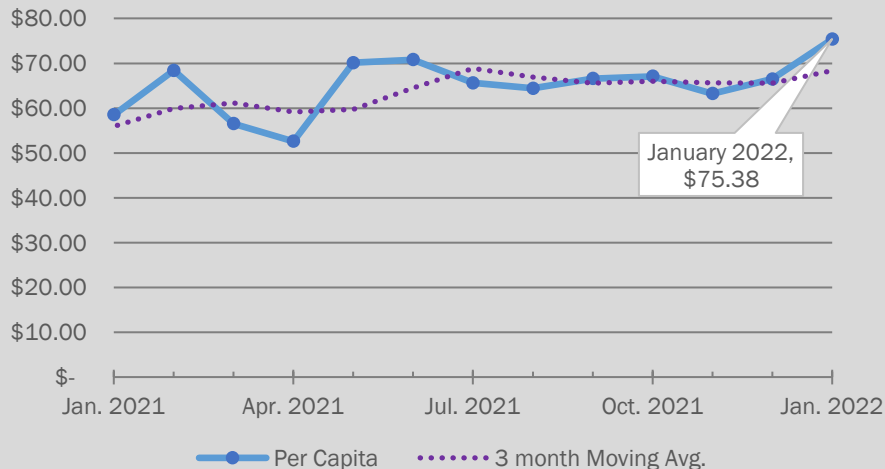
Unemployment – November

1.7% (↓ 0.1% vs. Oct.)¹

State: 2.5% (↓ 0.2%)² - National: 4.2%²

Data from OESC (1) (2). Rates are preliminary and subject to revision. Updated Dec. 17 (2) and 30 (1).

Sales Tax Per Capita, Last 12 Months



Sales tax data from the [City of Chickasha](#). Based on current population data by ESRI. Updated Jan. 7.

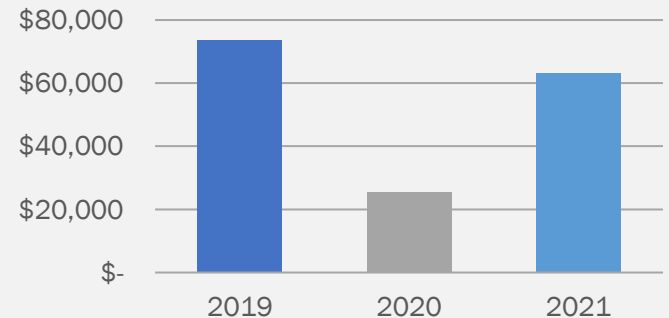
Hotel/Motel Tax – October 2021

\$63,178.71

↑ 24.6% vs. Sept. 2021 - ↓ 14.3% vs. Oct. 2019

YTD (July-Oct. 2021): **\$227,399.90**

July-Oct. 2020: \$104,263.31 (↑ 118%)



Data provided by the City of Chickasha.