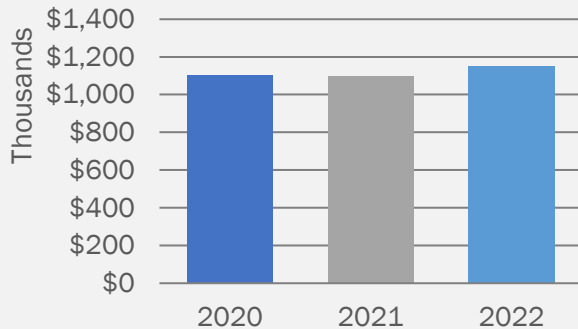


# Chickasha By the Numbers

February 2022



## Sales Tax Receipts – February



## February Receipts (vs. January 2022)

**\$1,151,345.79**

(↓ 4.9%)

↑ 4.8% vs. Feb. 2021

**28<sup>th</sup>** in Oklahoma  
(↓ 1)

Data from the [Oklahoma Tax Commission](#) and the [City of Chickasha](#). Updated Feb. 10. Numbers represent actual receipts from Dec. 16-30 and estimated receipts from Jan. 1-15.

## Building Permits Issued – January

**6** Commercial

2 New - 4 Remodel

**3** Residential

1 New - 2 Remodel

Data from [MyGov.US](#) as provided by the City of Chickasha. Updated Feb. 1.

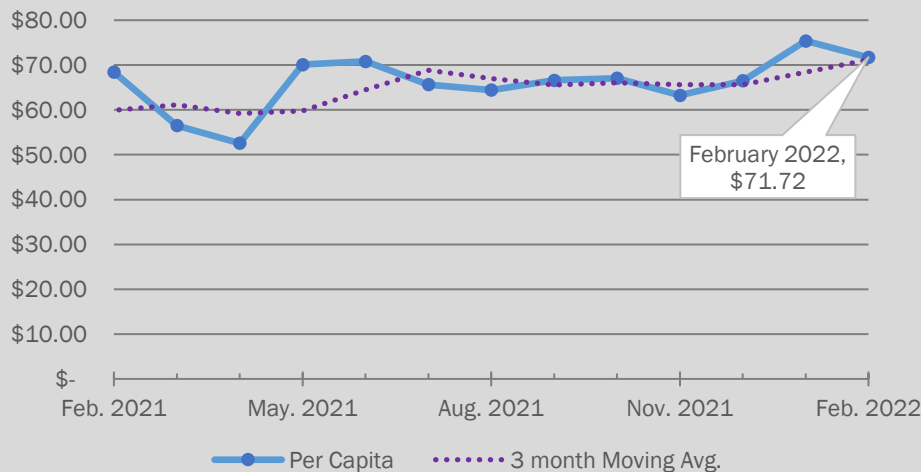
## Unemployment – December

**1.6%** (↓ 0.1% vs. November)<sup>1</sup>

State: 2.3% (↓ 0.2%)<sup>2</sup> - National: 3.9%<sup>2</sup>

Data from OESC (1) (2). Rates are preliminary and subject to revision. Updated Jan. 25 (2) and Feb. 2 (1).

## Sales Tax Per Capita, Last 12 Months

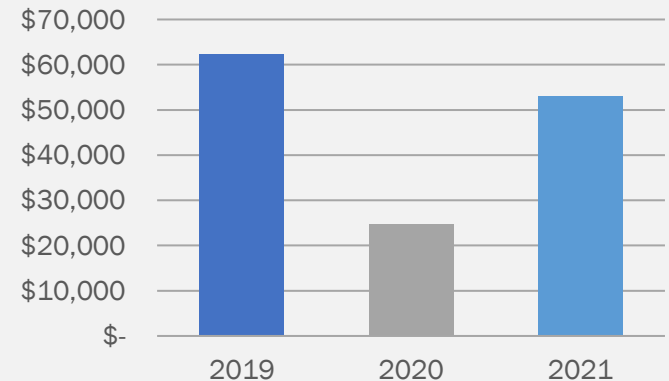


Sales tax data from the [City of Chickasha](#). Based on current population data by ESRI. Updated Feb. 10.

## Hotel/Motel Tax – November

**\$52,910.49**

↓ 16.3% vs. Oct. 2021 - ↓ 15.1% vs. Nov. 2019



Data provided by the City of Chickasha.