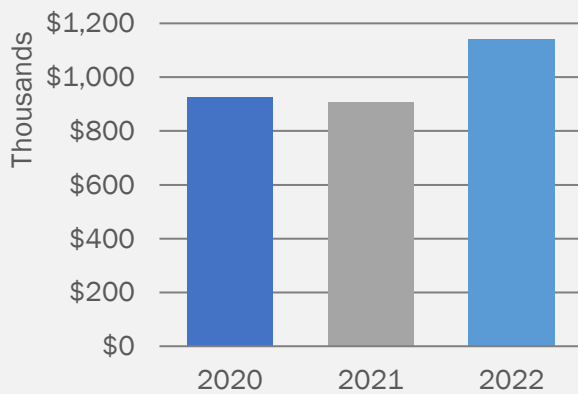


Chickasha By the Numbers

March 2022



March Receipts (vs. February 2022)

\$1,139,756.13

(↓ 1.0%)

↑ 25.6% vs. March 2020

26th in Oklahoma
(↑ 2)

Data from the [Oklahoma Tax Commission](#) and the [City of Chickasha](#). Updated March 9. Numbers represent actual receipts from Jan. 16-31 and estimated receipts from Feb. 1-15.

Building Permits Issued – February

2 Commercial **14** Residential

2 New - 0 Remodel

8 New - 6 Remodel

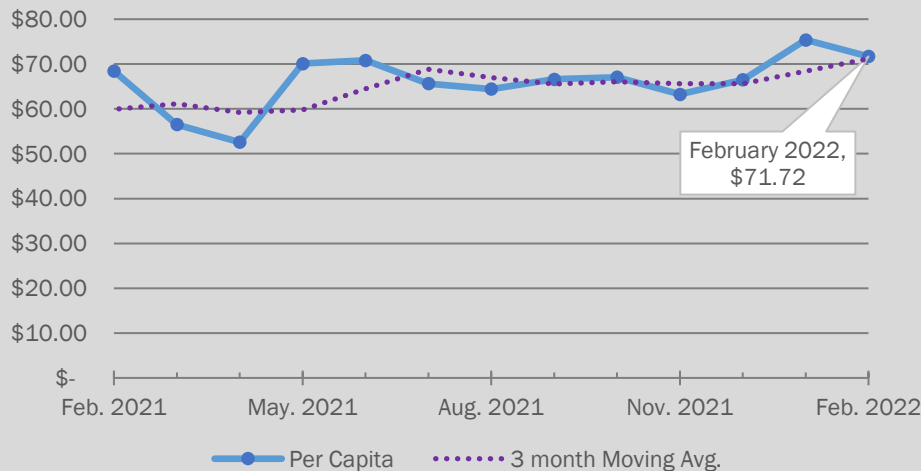
Data from [MyGov.US](#) as provided by the City of Chickasha. Updated March 1.

Unemployment – January

State: 2.7% (↓ 0.1%) - National: 4.0%

Data from [OESC](#). Rates are preliminary and subject to revision. Updated March 14. Local employment data reports were delayed and could not be included.

Sales Tax Per Capita, Last 12 Months

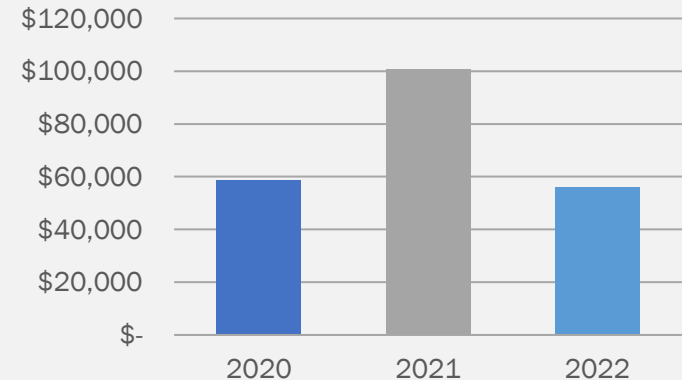


Sales tax data from the [City of Chickasha](#). Based on current population data by ESRI. Updated March 9.

Hotel/Motel Tax – January

\$56,109.63

↑ 22.4% vs. Dec. 2021 - ↓ 4.4% vs. Jan. 2021



Data provided by the City of Chickasha.