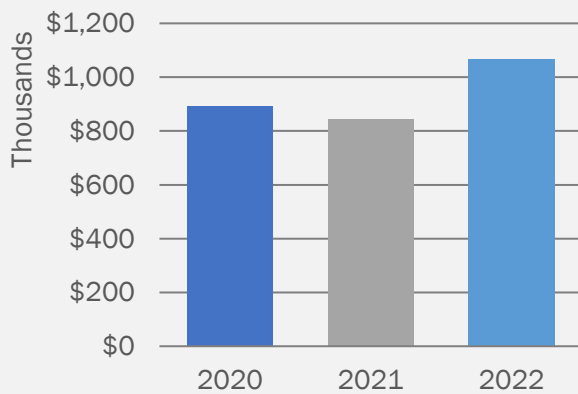


Chickasha By the Numbers

April 2022



April Receipts (vs. March 2022)

\$1,066,909.55

(↓ 6.4%)

↑ 26.4% vs. April 2021

28th in Oklahoma

(↓ 2)

Data from the [Oklahoma Tax Commission](#) and the [City of Chickasha](#). Updated April 11. Numbers represent actual receipts from Feb. 16-28 and estimated receipts from March 1-15.

Building Permits Issued – March

4 Commercial **16** Residential

1 New - 3 Remodel

11 New - 5 Remodel

Data from [MyGov.US](#) as provided by the City of Chickasha. Updated April 1.

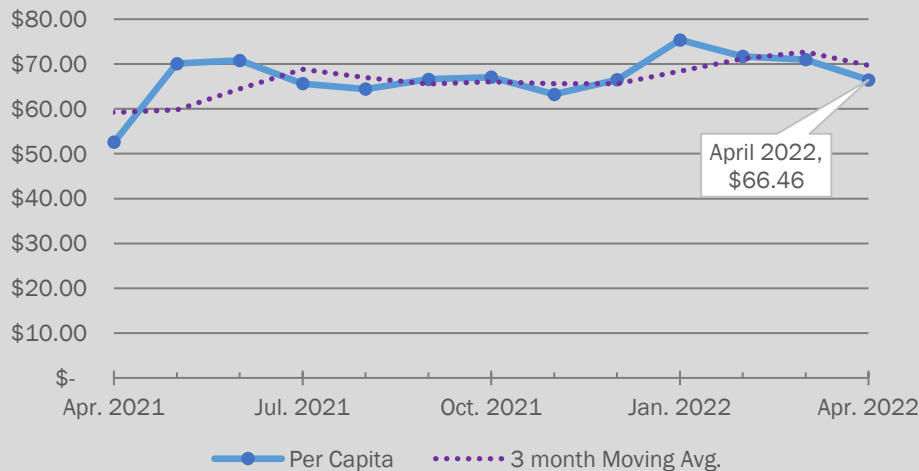
Unemployment – February

2.8% (↑ 0.1% vs. January)¹

State: 2.6% (↓ 0.1%)² - National: 3.8%²

Data from OESC (1) (2). Rates are preliminary and subject to revision. Updated March 25 (2) and April 6 (1).

Sales Tax Per Capita, Last 12 Months

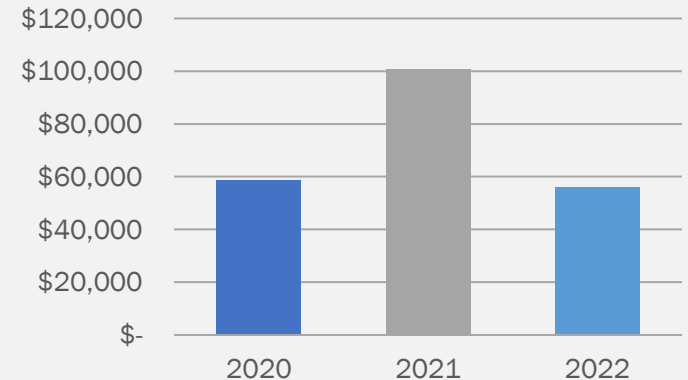


Sales tax data from the [City of Chickasha](#). Based on current population data by ESRI. Updated April 11.

Hotel/Motel Tax – January

\$56,109.63

↑ 22.4% vs. Dec. 2021 - ↓ 4.4% vs. Jan. 2021



Data provided by the City of Chickasha.