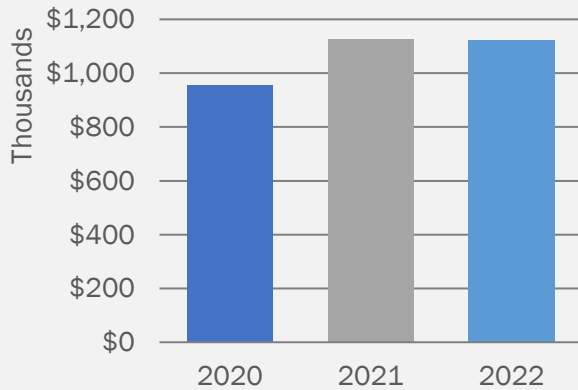


Chickasha By the Numbers

May 2022



April Receipts (vs. March 2022)

\$1,121,838.55

(↑ 5.1%)

↓ 0.0% vs. April 2021

30th in Oklahoma
(↓ 2)

Data from the [Oklahoma Tax Commission](#) and the [City of Chickasha](#). Updated May 9.
Numbers represent actual receipts from March 16-31 and estimated receipts from April 1-15.

Building Permits Issued – April

5 Commercial **12** Residential
2 New - 3 Remodel 6 New - 6 Remodel

Data from [MyGov.US](#) as provided by the City of Chickasha. Updated May 1.

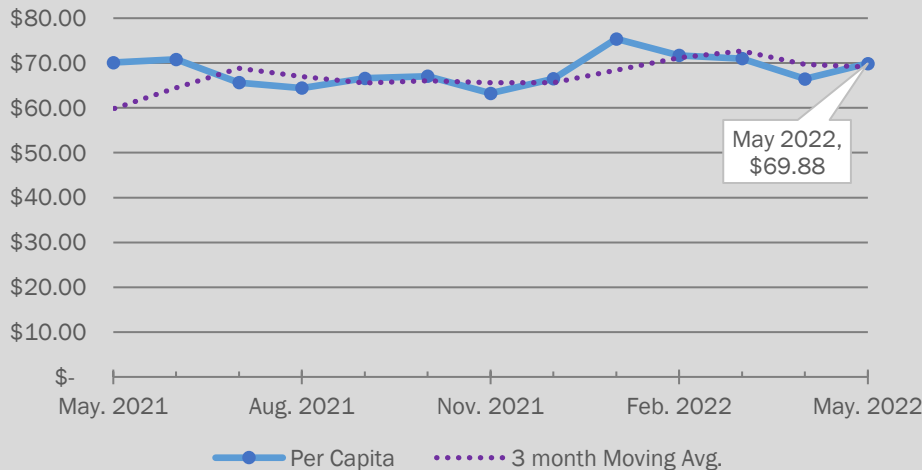
Unemployment – March

2.6% (↓ 0.2% vs. February)¹

State: 2.7% (↑ 0.1%)² - National: 3.6%²

Data from OESC (1) (2). Rates are preliminary and subject to revision. Updated April 15 (2) and 27 (1).

Sales Tax Per Capita, Last 12 Months

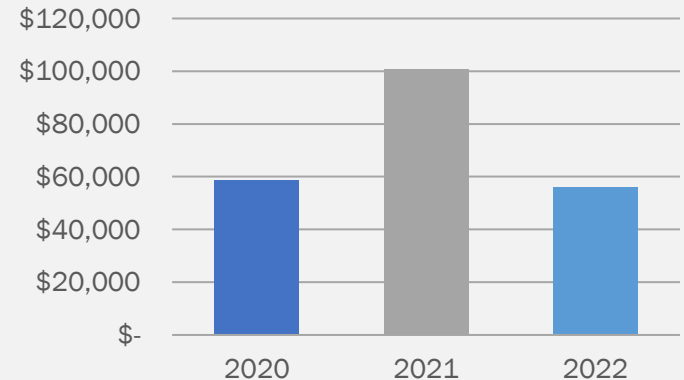


Sales tax data from the [City of Chickasha](#). Based on current population data by ESRI.
Updated May 9.

Hotel/Motel Tax – January

\$56,109.63

↑ 22.4% vs. Dec. 2021 - ↓ 4.4% vs. Jan. 2021



Data provided by the City of Chickasha.