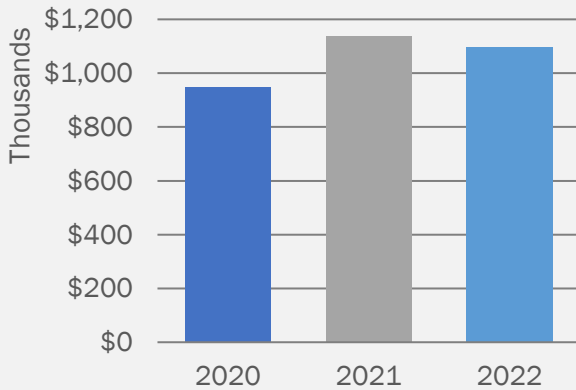


# Chickasha By the Numbers

June 2022



## March Receipts (vs. February 2022)

**\$1,098,587.56**

(↓ 2.1%)

↓ 3.4% vs. May 2021

**29<sup>th</sup>** in Oklahoma  
(↑ 1)

Data from the [Oklahoma Tax Commission](#) and the [City of Chickasha](#). Updated June 9. Numbers represent actual receipts from Apr. 16-30 and estimated receipts from May 1-15.

## Building Permits Issued – May

**7** Commercial

3 New - 4 Remodel

**7** Residential

4 New - 3 Remodel

Data from [MyGov.US](#) as provided by the City of Chickasha. Updated June 1.

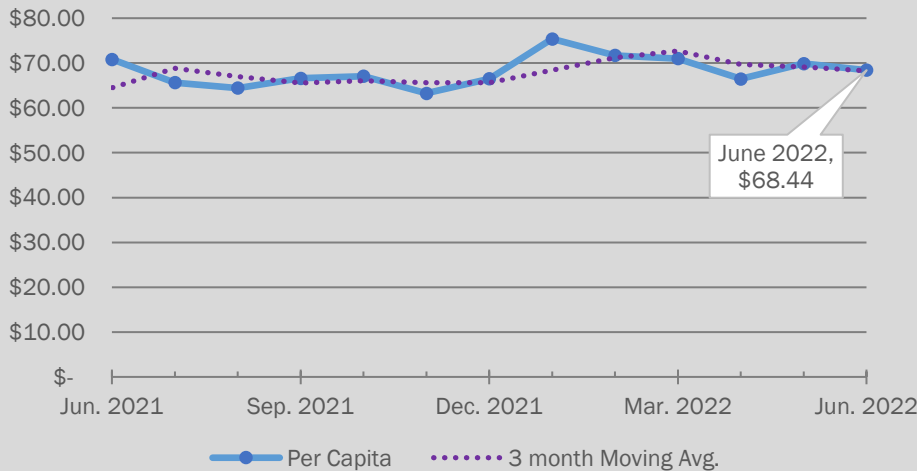
## Unemployment – April

**2.5%** (↓ 0.1% vs. March)<sup>1</sup>

State: 2.7% (± 0.0%)<sup>2</sup> - National: 3.6%<sup>2</sup>

Rates are preliminary and subject to revision. (1) Data from [OESC](#). Rate shown reflects the Chickasha LLM. Updated June 1. (2) Data from [OESC](#). Updated May 20.

## Sales Tax Per Capita, Last 12 Months

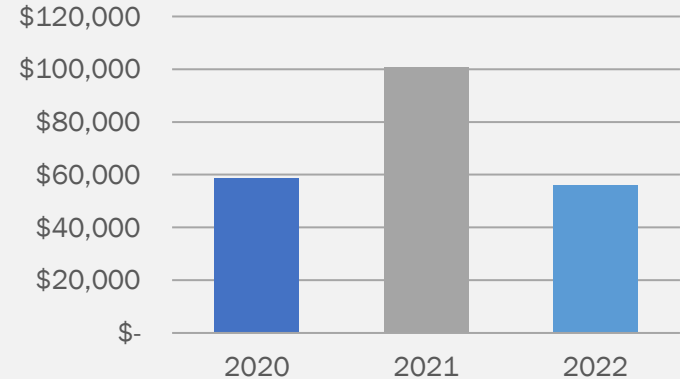


Sales tax data from the [City of Chickasha](#). Based on current population data by ESRI. Updated June 9.

## Hotel/Motel Tax – January

**\$56,109.63**

↑ 22.4% vs. Dec. 2021 - ↓ 4.4% vs. Jan. 2021



Data provided by the City of Chickasha.