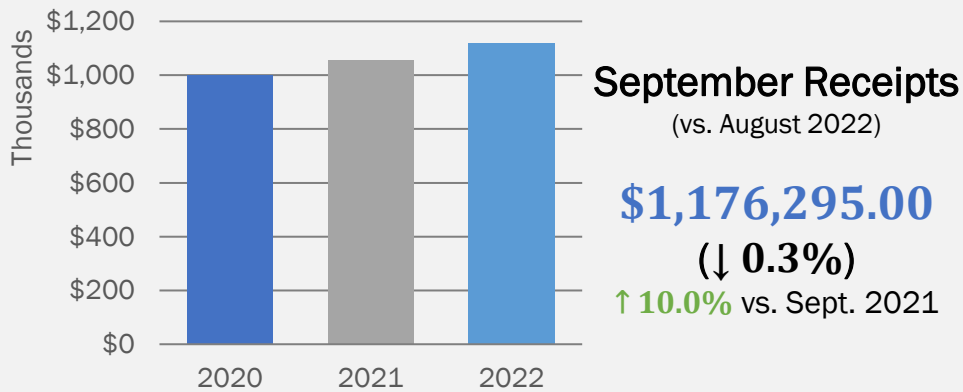


# Chickasha By the Numbers

September 2022



Data from the [Oklahoma Tax Commission](#) and the [City of Chickasha](#). Updated Sept. 12. Numbers represent actual receipts from July 16-31 and estimated receipts from Aug. 1-15.

## Building Permits Issued – August

**3** Commercial      **18** Residential

1 New - 2 Remodel      12 New - 6 Remodel

Data from [MyGov.US](#) as provided by the City of Chickasha. Updated Sept. 1.

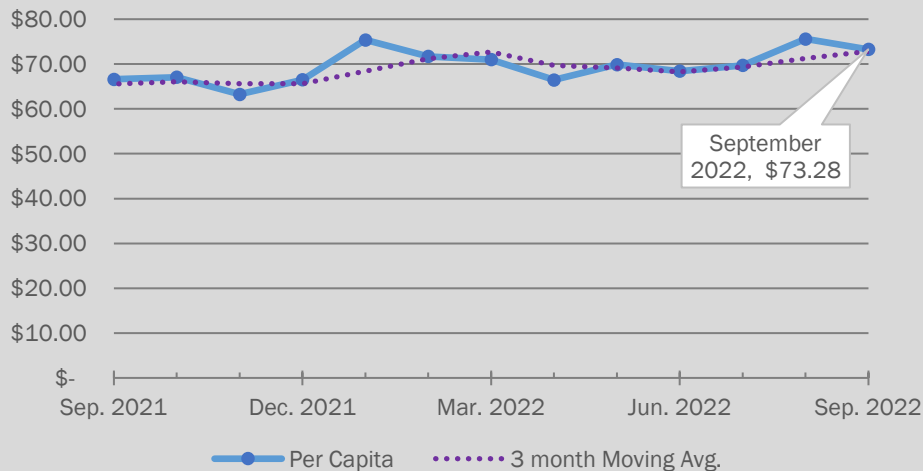
## Unemployment – July

**3.1%** (↓ 0.1% vs. June)<sup>1</sup>

State: 3.0% (↑ 0.1%)<sup>2</sup> - National: 3.5%<sup>2</sup>

Rates are preliminary and subject to revision. (1) Data from [OESC](#). Rate shown reflects the Chickasha LLM. Updated Aug. 31. (2) Data from [OESC](#). Updated Aug. 19.

## Sales Tax Per Capita, Last 12 Months



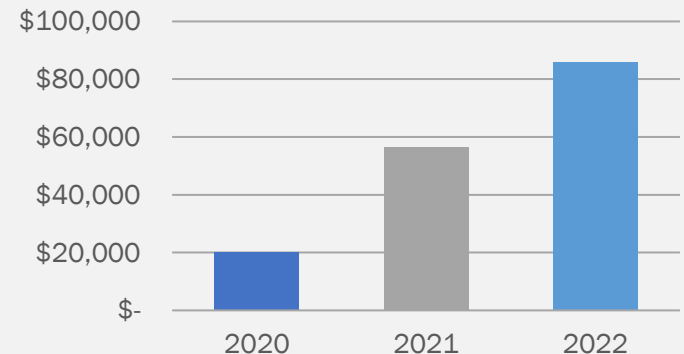
Sales tax data from the [City of Chickasha](#). Based on current population data by ESRI. Updated Sept. 12.

## Hotel/Motel Tax – July

**\$85,856.55**

↑ 29.9% vs. June - ↑ 52.0% vs. July 2021

Highest since January 2021



Data provided by the City of Chickasha.