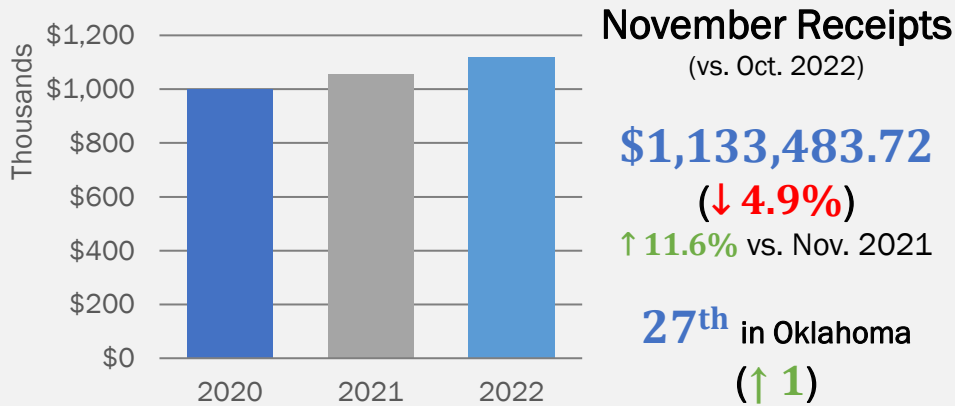


Chickasha By the Numbers

November 2022



Data from the [Oklahoma Tax Commission](#) and the [City of Chickasha](#). Updated Nov. 9. Numbers represent actual receipts from Sept. 16-31 and estimated receipts from Oct. 1-15.

Building Permits Issued – October

6 Commercial **16** Residential

1 New - 5 Remodel 10 New - 6 Remodel

Data from [MyGov.US](#) as provided by the City of Chickasha. Updated Nov. 1.

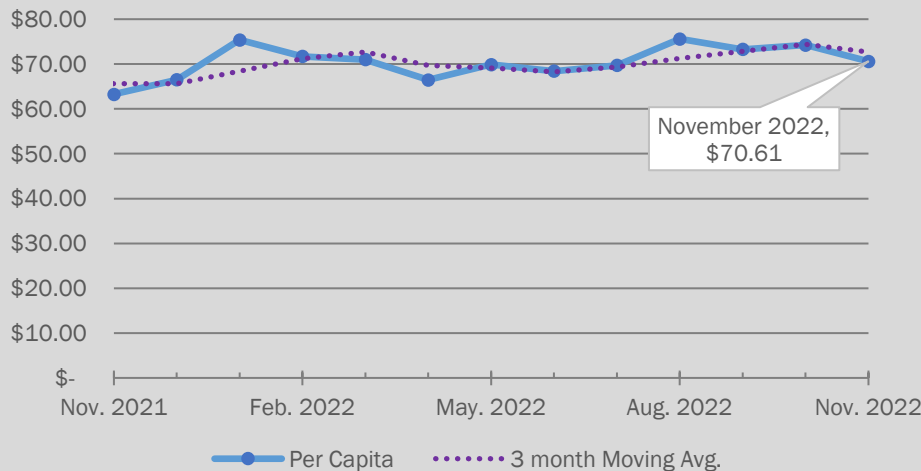
Unemployment – September

3.2% (↑ 0.1% vs. Aug.)¹

State: 3.2% (↑ 0.1%)² - National: 3.5%²

Rates are preliminary and subject to revision. (1) Data from [QESC](#). Rate shown reflects the Chickasha LLM. Updated Nov. 2. (2) Data from [QESC](#). Updated Oct. 21.

Sales Tax Per Capita, Last 12 Months

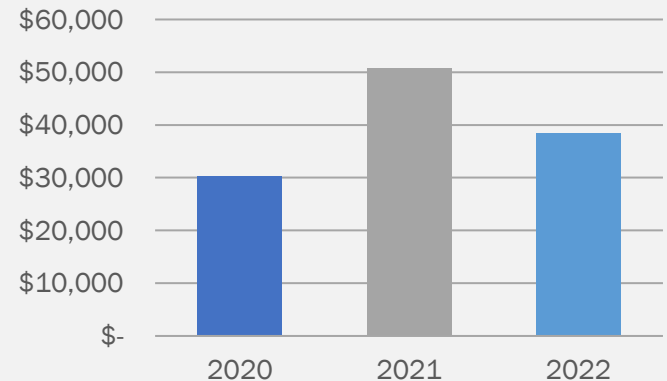


Sales tax data from the [City of Chickasha](#). Based on current population data by ESRI. Updated Nov. 9.

Hotel/Motel Tax – September

\$38,362.67

↓ 34.0% vs. August - ↓ 24.3% vs. Sept. 2021



Data provided by the City of Chickasha.