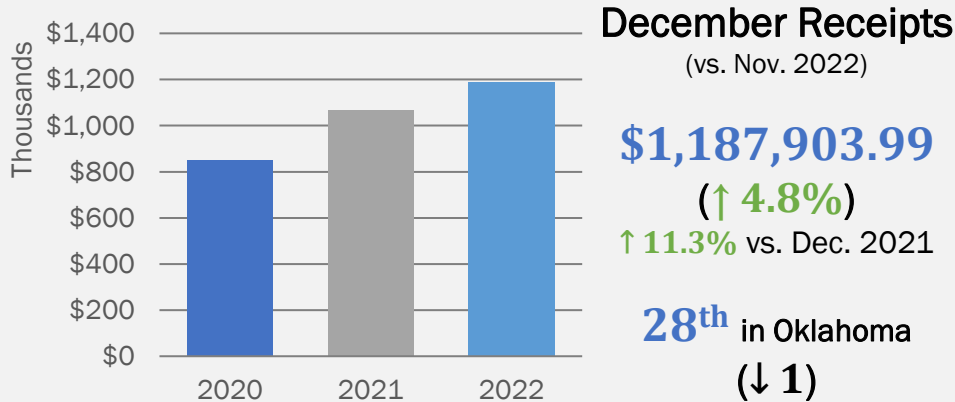
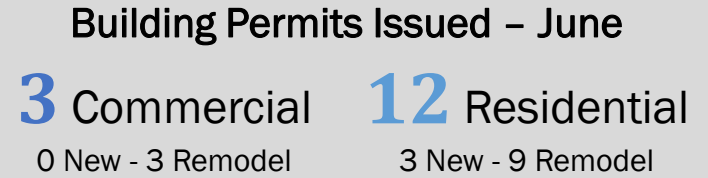


Chickasha By the Numbers

December 2022



Data from the [Oklahoma Tax Commission](#) and the [City of Chickasha](#). Updated Dec. 8. Numbers represent actual receipts from Oct. 16-31 and estimated receipts from Nov. 1-15.



Data from [MyGov.US](#) as provided by the City of Chickasha. Updated Dec. 1.

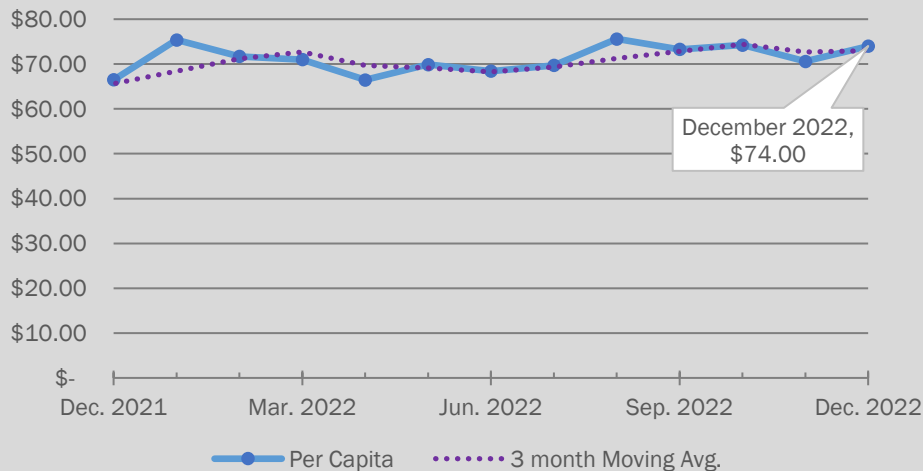
Unemployment – October

3.3% (↑ 0.1% vs. Sept.)¹

State: 3.4% (↑ 0.2%)² - National: 3.7%²

Rates are preliminary and subject to revision. (1) Data from [OESC](#). Rate shown reflects the Chickasha LLM. Updated Dec. 1. (2) Data from [OESC](#). Updated Nov. 18.

Sales Tax Per Capita, Last 12 Months

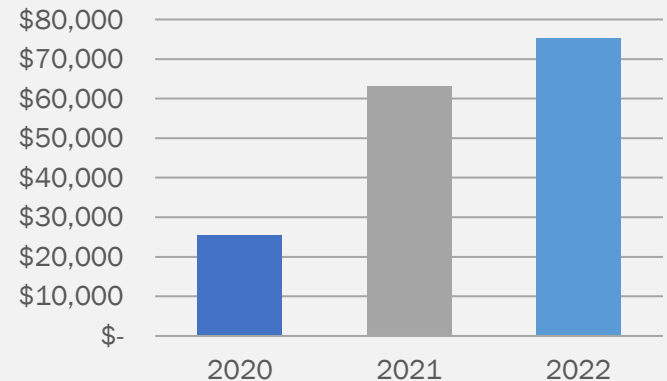


Sales tax data from the [City of Chickasha](#). Based on current population data by ESRI. Updated Dec. 8.

Hotel/Motel Tax – October

\$75,116.83

↑ 95.8% vs. Sept. - ↑ 18.9% vs. Oct. 2021



Data provided by the City of Chickasha.