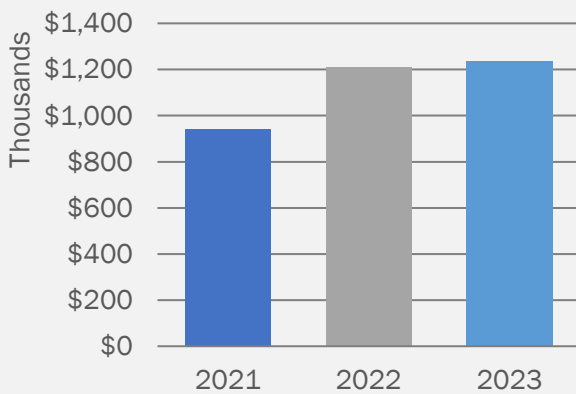


# Chickasha By the Numbers

January 2023



## January Receipts (vs. Dec. 2022)

**\$1,236,529.13**

(↑ 4.1%)

↑ 2.2% vs. Jan. 2022

**28<sup>th</sup>** in Oklahoma  
(± 2)

Data from the [Oklahoma Tax Commission](#) and the [City of Chickasha](#). Updated Jan. 9.  
Numbers represent actual receipts from Nov. 16-31 and estimated receipts from Dec. 1-15.

## Building Permits Issued – December

**3** Commercial      **12** Residential

0 New - 3 Remodel

8 New - 4 Remodel

Data from [MyGov.US](#) as provided by the City of Chickasha. Updated Jan. 1.

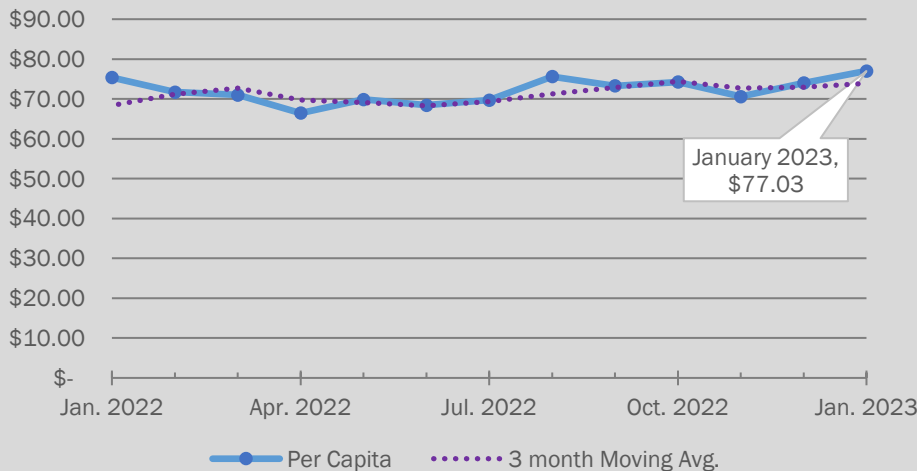
## Unemployment – November

**2.9%** (↓ 0.4% vs. Oct.)<sup>1</sup>

State: 3.4% (± 0%)<sup>2</sup> - National: 3.7%<sup>2</sup>

Rates are preliminary and subject to revision. (1) Data from [OESC](#). Rate shown reflects the Chickasha LLM. Updated Dec. 29. (2) Data from [OESC](#). Updated Dec. 16.

## Sales Tax Per Capita, Last 12 Months



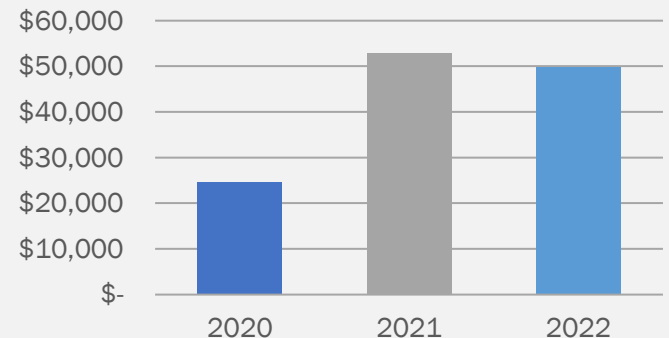
Sales tax data from the [City of Chickasha](#). Based on current population data by ESRI.  
Updated Jan. 9.

## Hotel/Motel Tax – November

**\$49,906.64**

↓ 33.6% vs. Oct. - ↓ 5.7% vs. Nov. 2021

YTD (FY23): **\$307,379.10** (↑ 9.7% vs. FY22)



Data provided by the City of Chickasha.