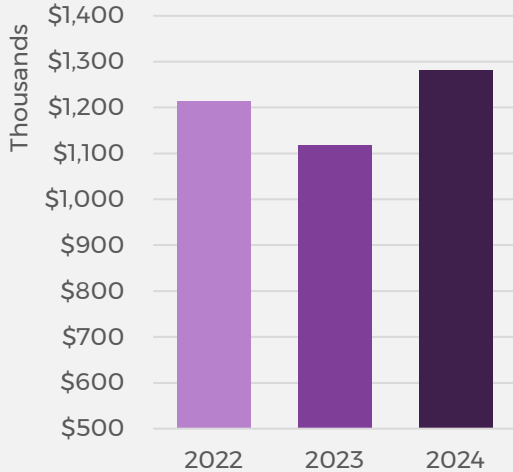



Chickasha By the Numbers


August 2024

Sales Tax



August Receipts
\$1,280,457.80

 **1.3%** vs. Aug. '23*

 **3.7%** vs. Jul. '24

State Rank: **28th**

Receipts per capita
\$79.76

Year-to-Date (FY 2024-25)
\$2,610,712.67

Represents actual sales from Jun. 16-30 and estimated sales from Jul. 1-15.

**The year-over-year percentage is adjusted for the 0.5% rate increase effective Jan. 1. The chart is not adjusted.*

Buildings

- 1** Commercial Permit Issued
- 11** Residential Permits Issued

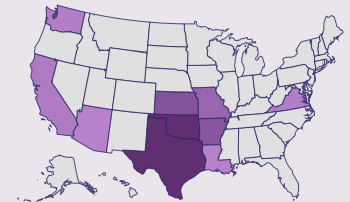
Traffic

Out-of-Town Visits
233,900

Out-of-Town Visitors
102,600

Year-to-Date Visits (2024)
1,775,500


Top States




Powered by Bing
© GeoNames, Microsoft, TomTom

Hotel Tax

July Receipts
\$75,385.80

 **6.6%** vs. Jul. '23

 **8.0%** vs. Jun. '24

Total, FY 23-24
\$673,786.26

Employment

Chickasha LLM, June

Labor Force
64,250

Unemployment
3.4%

 **863**

 **0.2%**

State Unempl.
3.4%

National Unempl.
4.1%

Highlight

\$8.12

Private investment for every **\$1** reimbursed by the City of Chickasha through the Downtown Grant.

(EDC records; since 2011)

Unless otherwise specified, data reflects July 2024.

For sources and methodology, go to chickashaedc.com/by-the-numbers.